



A GRAPHIC STANDARD MANUAL  
(2021)



# TABLE OF CONTENTS

- LOGO
- TYPEFACE
- GRAPHIC ELEMENTS



LOGO



## CONFIGURATION



HORIZONTAL

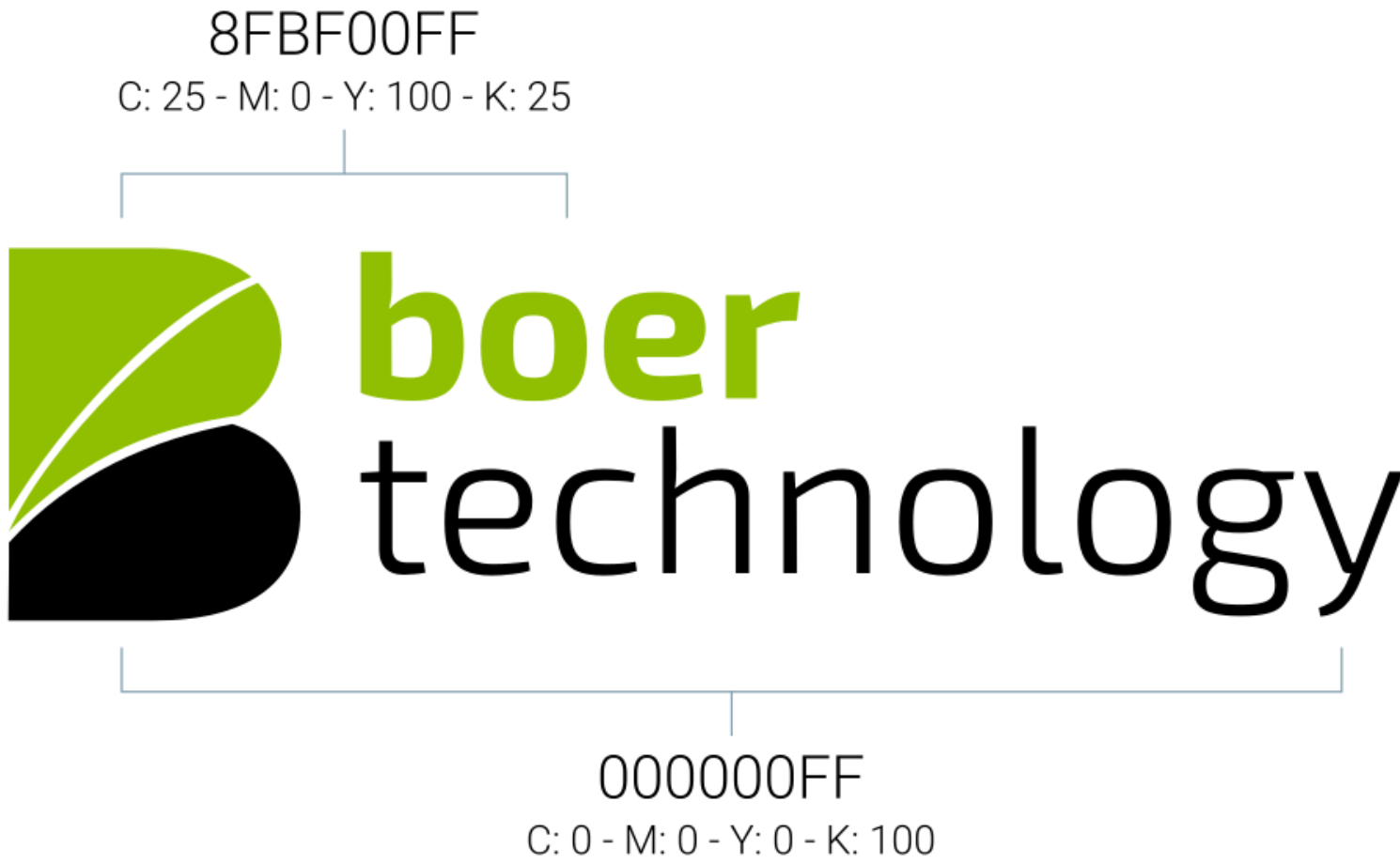


LOGO GRAM ONLY

WHITE SPACE



# COLORS



## ILLUSTRATION OR OTHER PALLETE



COLOR CONFIGURATION



FOR ICONS:





## COLOR CONFIGURATION - NOTES

- ① Use only when the background is WHITE
- ② Use only when the background is in GRAYSCALE MODE
- ③ Use only when the background is WHITE or BRIGHT
- ④ Use only when the background is BLACK or DARK
- ⑤ Exception for icon only

## COLOR CONFIGURATION - SAMPLE



## COLOR CONFIGURATION - SAMPLE



## MINIMUM SIZE



2 cm / 114 px



0.5 cm / 24 px

For prints use the CENTIMETERS  
For digital use the PIXELS

DO NOT



## DO NOT - NOTES

- ① Change it to one color
- ② Take out one of objects
- ③ Change it's spacing
- ④ Change the typeface
- ⑤ Use the wrong color for the background
- ⑥ Stretch it
- ⑦ Adding outline
- ⑧ Adding drop shadow
- ⑨ Adding another object on it

**TYPEFACE**

# EXO 2

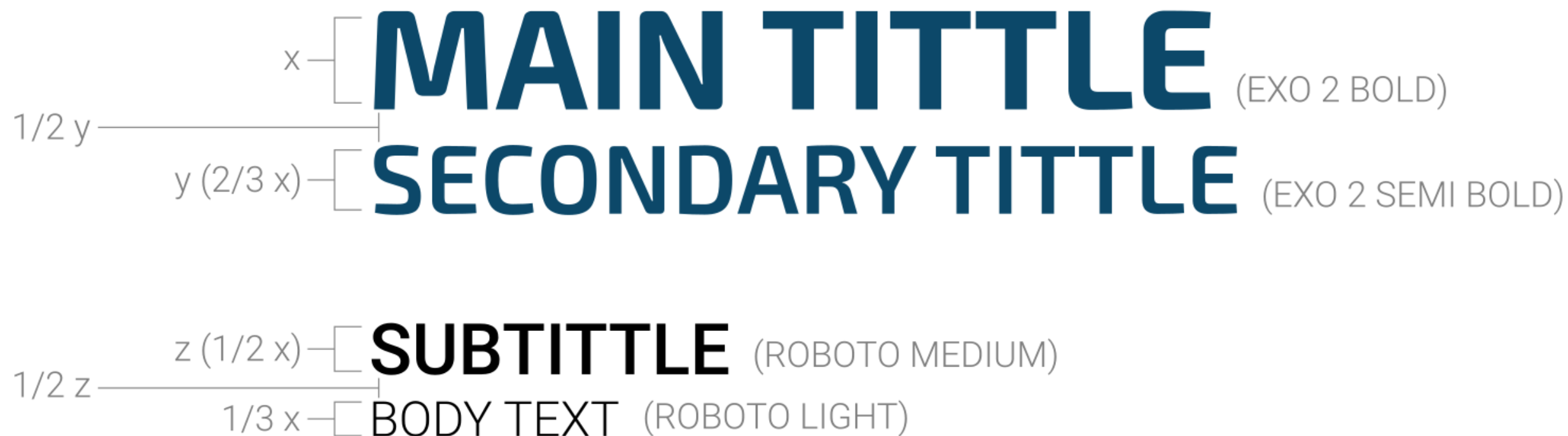
ABCDEFGHIJKLMNOPQRSTUVWXYZ abcdefghijklmnopqrstuvwxyz  
0123456789!@#\$%^&\*()[ ]?;:'"

# ROBOTO

ABCDEFGHIJKLMNOPQRSTUVWXYZ abcdefghijklmnopqrstuvwxyz  
0123456789!@#\$%^&\*()[ ]?;:'"



## FONT & SIZE



# ROBOTO MONO

ABCDEFGHIJKLMNOPQRSTUVWXYZ  
abcdefghijklmnopqrstuvwxyz  
0123456789!@#\$%^&\*()  
[]?;:"'

Used for writing codes

**ELEMENT**

## OPTION 1




## OPTION 1 - SAMPLE



## OPTION 2



OPTION 2 - SAMPLE



## NOTE

- ① Elements are used freely depending on need. There's no limit at anything such as size and amount. Use it wisely.
- ② Color that shown is not a must, you can change it as long as it's good.
- ③ The chosen element will determine the illustration's style.



